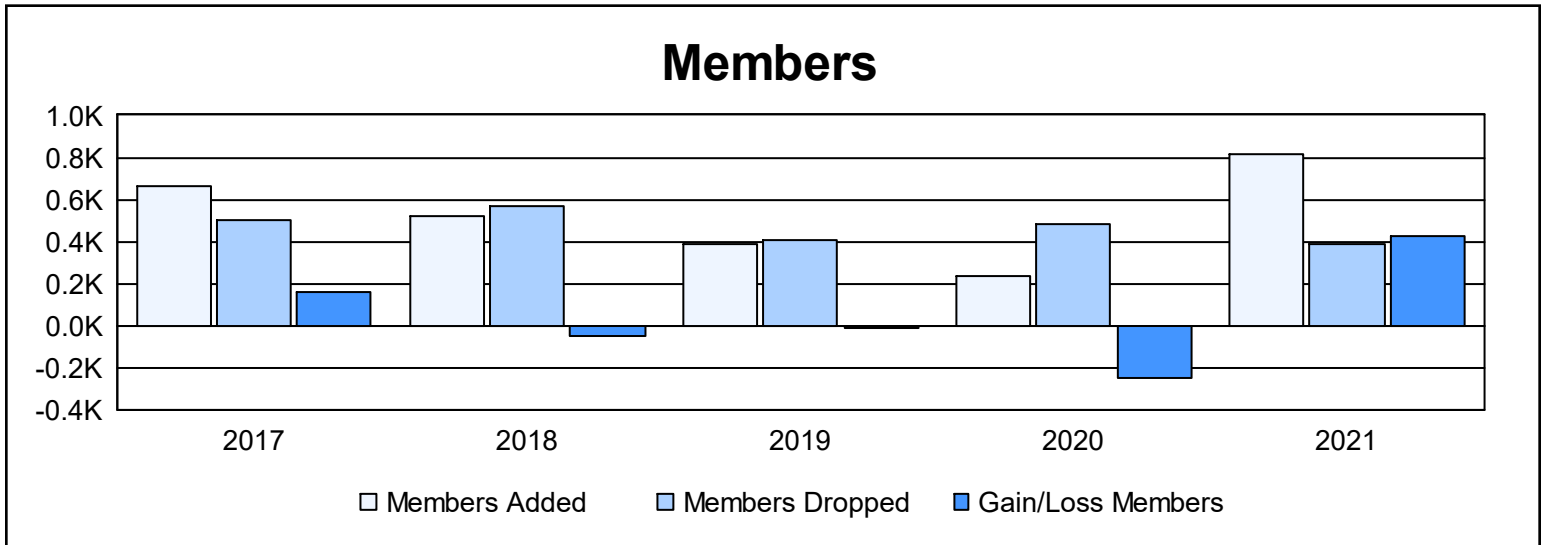
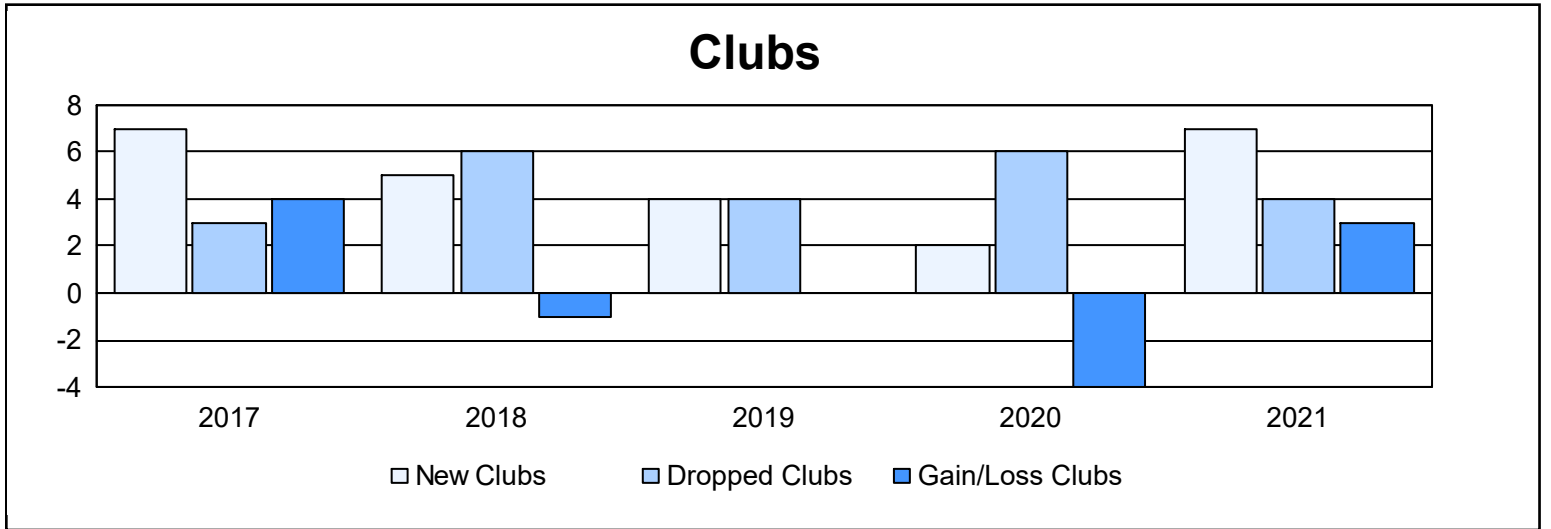
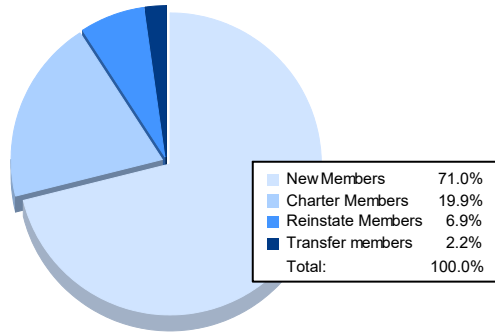


Year	New Clubs	Dropped Clubs	Gain/ Loss Clubs	New Members	Charter Members	Reinstate Members	Transfer Members	Total Member Added	Total Members Dropped	Gain/ Loss Members
2016-2017	7	3	4	434	175	16	35	660	497	163
2017-2018	5	6	-1	329	119	48	24	520	571	-51
2018-2019	4	4	0	274	89	15	13	391	404	-13
2019-2020	2	6	-4	171	42	8	14	235	480	-245
2020-2021	7	4	3	579	162	56	18	815	386	429
<b>Average</b>	<b>5</b>	<b>5</b>	<b>0</b>	<b>357</b>	<b>117</b>	<b>29</b>	<b>21</b>	<b>524</b>	<b>468</b>	<b>57</b>



### Membership Composition June 2021 Cumulative



### Gender Composition June 2021 Cumulative

